


# HS Statistics & Probability


High School Statistics & Probability explores the collection and analysis of data, inferences and conclusions, and the use of probability. Students can examine how statistics can be used to determine causation in a case study that focuses on smoking and lung cancer. Teachers can use a video on baseball and the accompanying support materials to review mean, median, and mode. Classes can brainstorm solutions to New York City's traffic as a preview to the lesson "No More Traffic Jams: Identifying Gridlock Solutions in Your Community." Additional topics in High School Statistics & Probability include linear models, statistical experiments, and conditional probability.

## Topics and resources in the following areas:


- Categorical and Quantitative Data
- Inferences and Conclusions
- Conditional Probability and Rules of Probability
- Making Decisions With Probability

Filter by   Sort by


 **Videos (73)**



**What is Statistics? | Against All Odds: Unit 1**  
Introduce high school students to the art and science of statistics in the 6-minute...  
Grades 9-13+



**Measures of Center | Against All Odds: Unit 4**  
Discover how calculating median and mean reveal different ways to describe a center...  
Grades 9-13+



**Statistics: Using Sampling to Count Trees**  
This exercise was developed to complement the film The National Parks of Texas by Texas...  
Grades 10-12

Find 6-12th grade videos, lessons, interactive experiences, and printable activities:  
<http://bit.ly/StatsProbPBSLM>

